

Billdesk

Table of Contents

- [Login to Bill Desk](#)
- [Bill desk dashboard](#)
- [View, Search or Filter invoices](#)
- [View Payments Made](#)
- [View Statements](#)

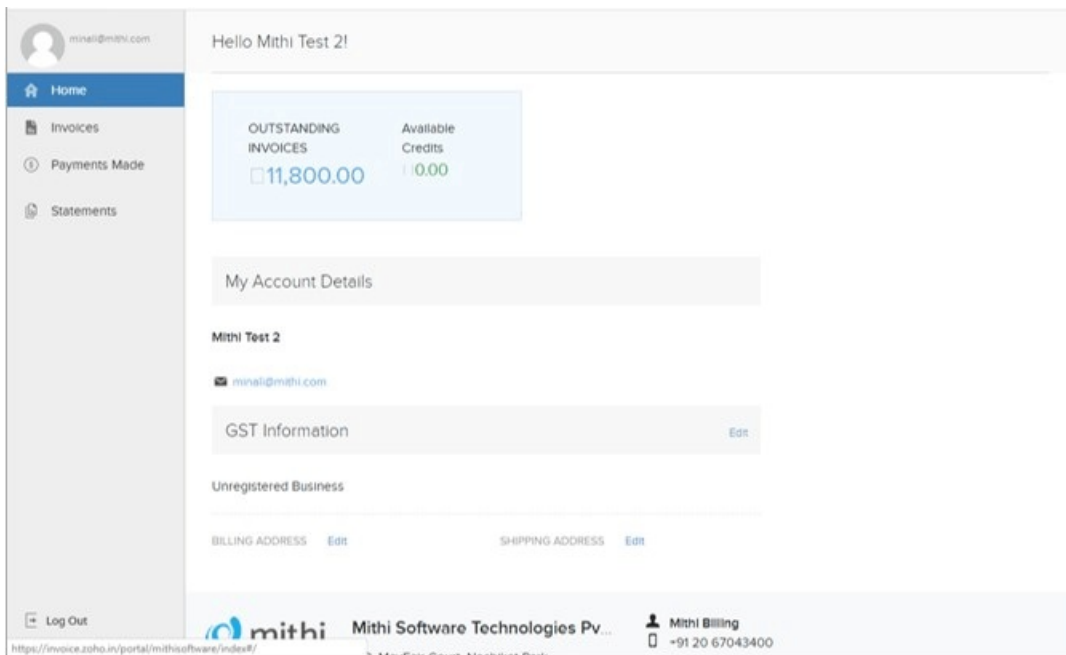
Login to Bill Desk

1. Login to your Mithi Customer account using a contact id with the Billing Role.
2. From the home page, click on the **Bill Desk tile on the left**.
3. The Help desk window will open in a new tab. Enter your user id and password.
4. If you are logging in for the first time or have forgotten your bill desk password, use the Forgot Pass app to reset your password.

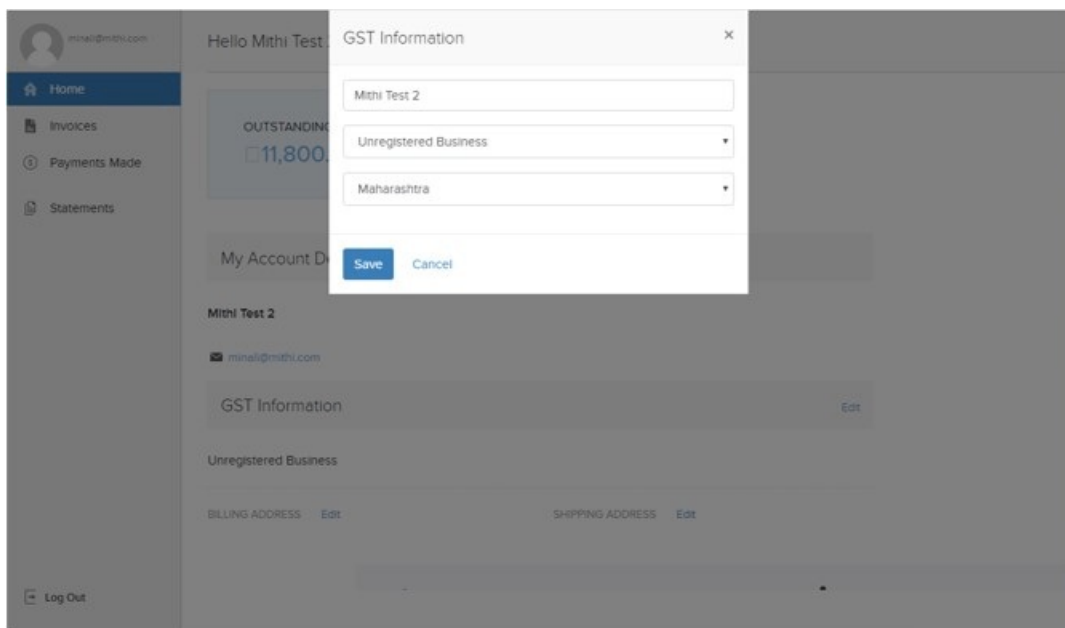
Bill desk dashboard

The dashboard will show all the outstanding invoices, your available credits with Mithi, your account details, GST Information.

1. On the left pane, click the Home icon to view the dashboard.
2. **OUTSTANDING INVOICES** shows the pending amount to be paid.
3. **Available Credits** shows the credit amount available with Mithi.
4. **My Account Details** section shows the account name and email id registered as the Billing Contact.



5. Under **GST Information**, update the
 - GST details
 - **Billing Address, Shipping address** to send invoices or other documents

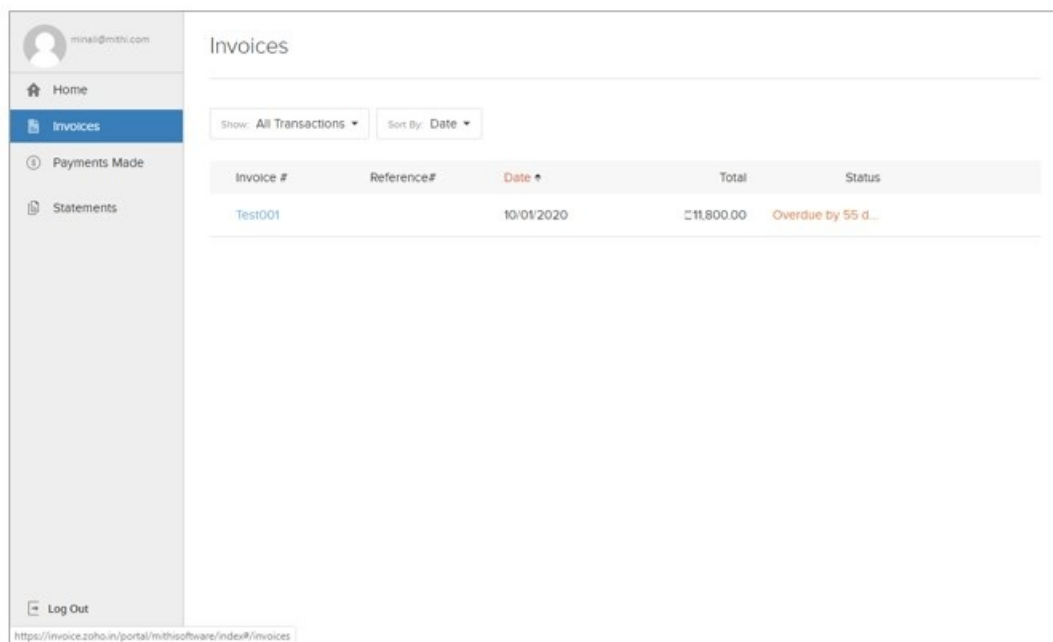


6. Use the contact details of Mithi given at the bottom of the page in case of any communication.
7. Click the **Mail** button to send in a mail to us.

View, Search or Filter invoices

The invoices section of the portal holds all the billing transactions between you and Mithi. View the invoice raised, filter, or sort the list to locate the required invoice.

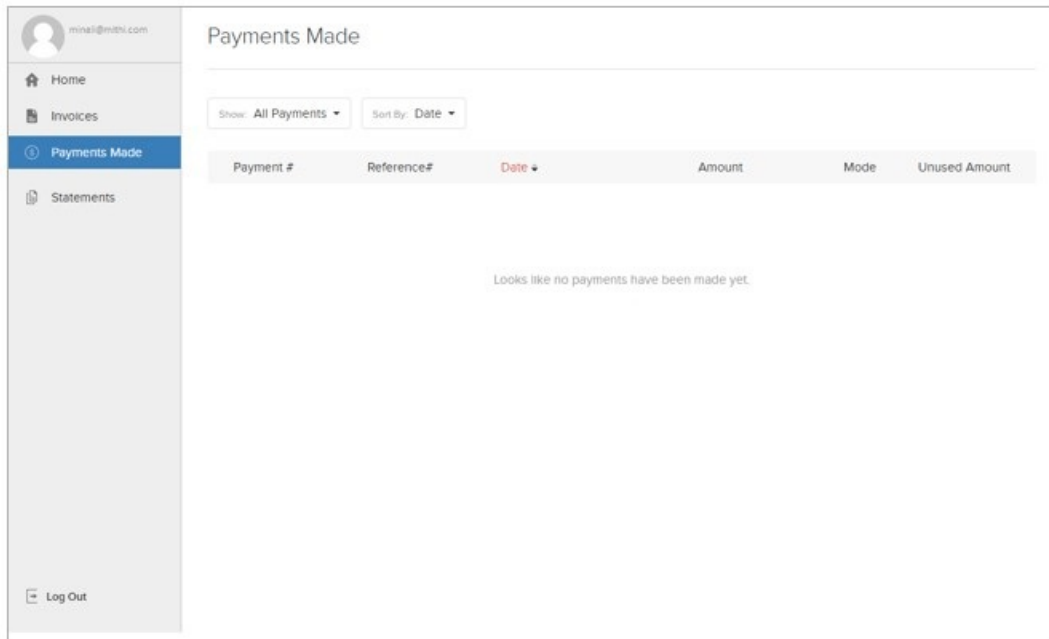
1. On the left pane, click the **Invoices** to view a list of all the transactions in the right pane
2. On the top of the list using the drop-down menu
 - Filter the list to **show** either all the transactions, invoices, or outstanding invoices
 - Sort the list in ascending or descending order by the Date of invoice was raised, Invoice number, or the Total amount to be paid to Mithi.
3. Click any invoice from the list to view its information in detail



View Payments Made

The Payment Made section of the Bill desk holds all the payments made by you to Mithi. View the payment made details, filter, or sort the list to locate the required payment.


1. On the left pane, click the Payments Made to view a list of all the payments in the right pane
2. On the top of the list using the drop-down menu
 - Filter the list to show either all the payments, invoice payments
 - Sort the list in ascending or descending order by the **Date** of payment made or the **Amount** paid to Mithi.
3. Click any **Payment Made** from the list to view its information in detail



View Statements

The Statements section of the Billing portal holds all the statements. View, download, or print the required statement from this section.

1. On the left pane, click the Statement to view a list of all the statements in the right pane
2. On the top of the list using the drop-down menu
 - Filter the list to view the statements as per the required **Date range**. For example, choose to view all the statements for the current year, previous month, or for today.
 - **Download** the PDF copy of a required statement for your record.
 - **Print** the statement.



minal@mithi.com

Date Range

Go

Download PDF
Print

- [Home](#)
- [Invoices](#)
- [Payments Made](#)
- Statements



Mithi Software Technologies Pvt. Ltd.
 103, MayFair Court, Nachiket Park,
 Dr. Pai Marg, Baner Road
 Pune Maharashtra 411045
 India
 GSTIN: 27AABCM9352P1ZT
 SAC: 998315
 CIN: U72300PN1991PTC072002
 PAN: AABCM9352P
 Nature of Service: Hosting & IT Infrastructure Provisioning
 Services

Statement of Accounts

01-04-2019 To 31-03-2020

Account Summary	
Opening Balance	= 0.00
Invoiced Amount	= 11,800.00
Amount Paid	= 0.00
Balance Due	= 11,800.00

Date	Transactions	Details	Amount	Payments	Balance
01-04-2019	***Opening Balance***		0.00		0.00

Log Out