

Archiving from O365 (Moved to KnowledgeBase HelpDesk)

I have enabled live mail archiving for users of my O365 domain. Will bcc mails also be archived?

Yes. To understand the working, let us look at the following example of the connectserver.co.in domain which is hosted on O365 and the corresponding Vaultastic domain is connectserver-co-in.vaultastic.com.

Users on O365 and the corresponding Vaultastic users are as follows:

1. amin@connectserver.co.in, amin@connectserver-co-in.vaultastic.com
2. meera@connectserver.co.in, meera@connectserver-co-in.vaultastic.com

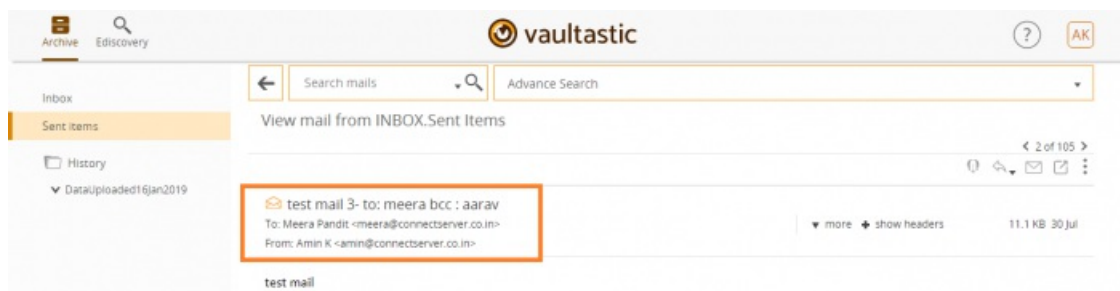
External user

1. aarav@baya.in

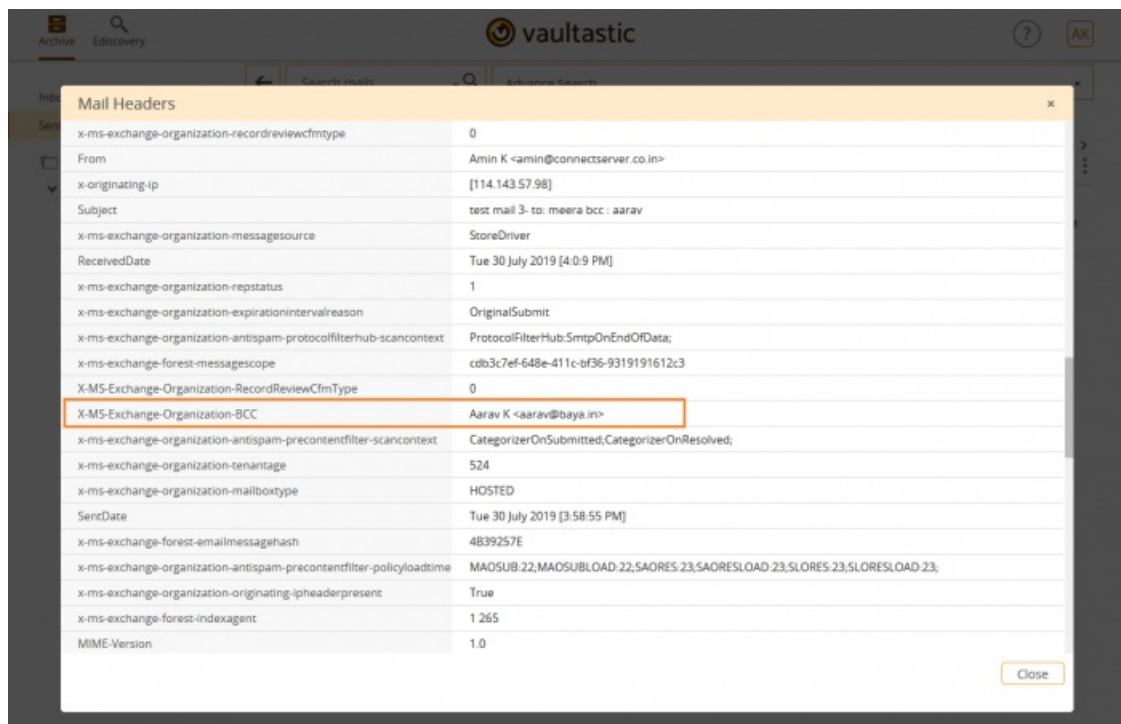
Case 1: O365 user Amin sends mail to O365 user Meera and bcc to external user Aarav

Result BCC Recipient:

- Mail is delivered to all recipients.
- Mail is seen in the **Sent Items** folder of Amin's account in O365 and Vaultastic. From id will be of Amin and To id will be of Meera



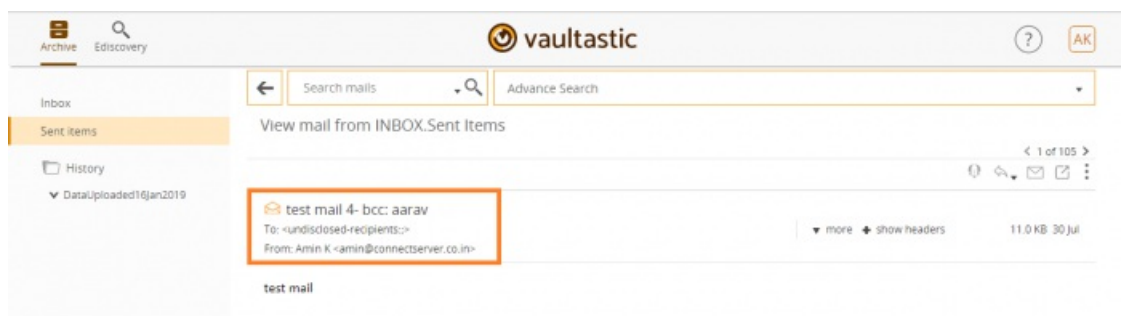
- Clicking **Show headers** will show the mail headers.
- Mail headers will show the From id of Amin and the BCC id of Aarav



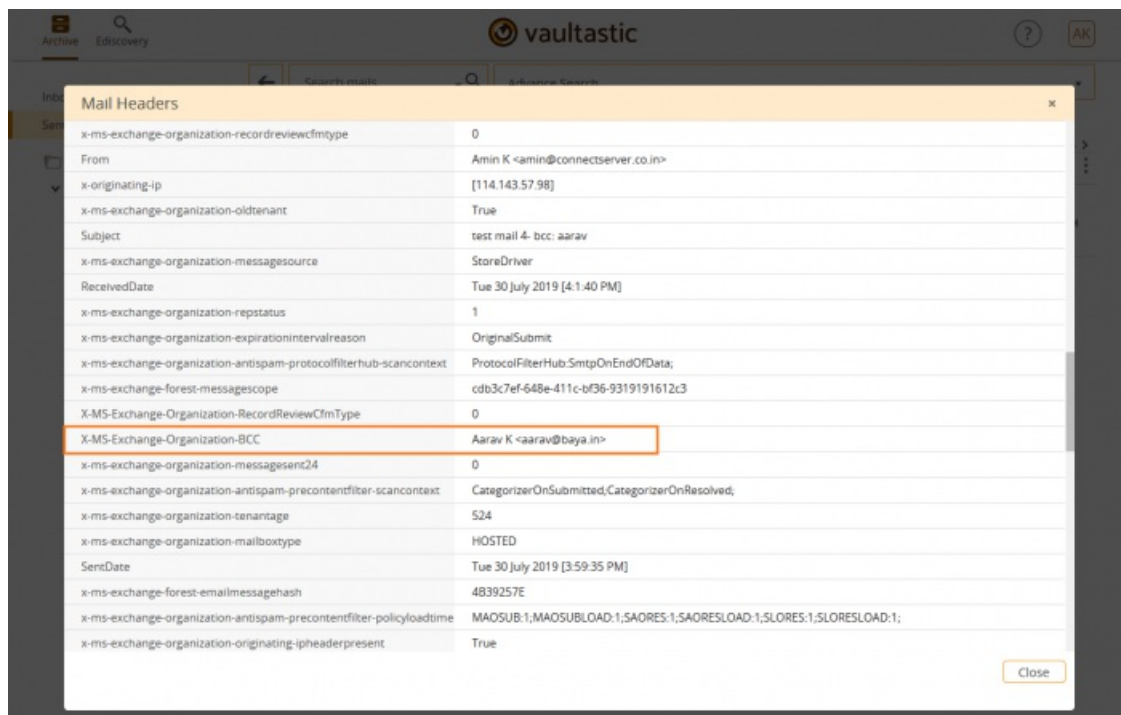
Case 2: O365 user Amin sends bcc mail to an external user Aarav

Result BCC Recipient:

- Mail is delivered to external user Aarav
- Mail is seen in the **Sent Items** folder of Amin's account in O365 and Vaultastic. The To id will display undisclosed recipient.



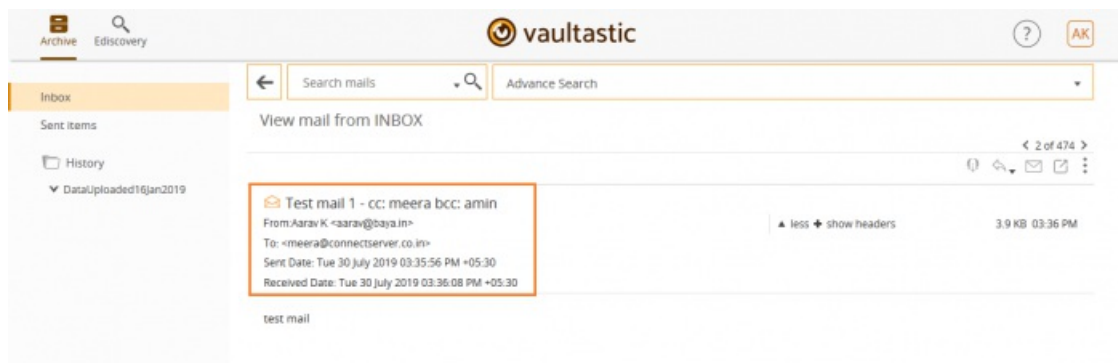
- Clicking **Show headers** will show the mail headers.
- Mail headers will show The From id of Amin and the BCC id of Aarav.



Case 3: O365 user Amin receives BCC mail sent by an external user Aarav to O365 user Meera

Result for the BCC Recipient, Amin:

- Mail is delivered to the inbox folder of the user Amin. It is seen in O365 and Amin's Vaultastic account.
- The From id will be of Aarav and the To id will be Meera.



- Clicking on the **Show headers** will show the mail headers.

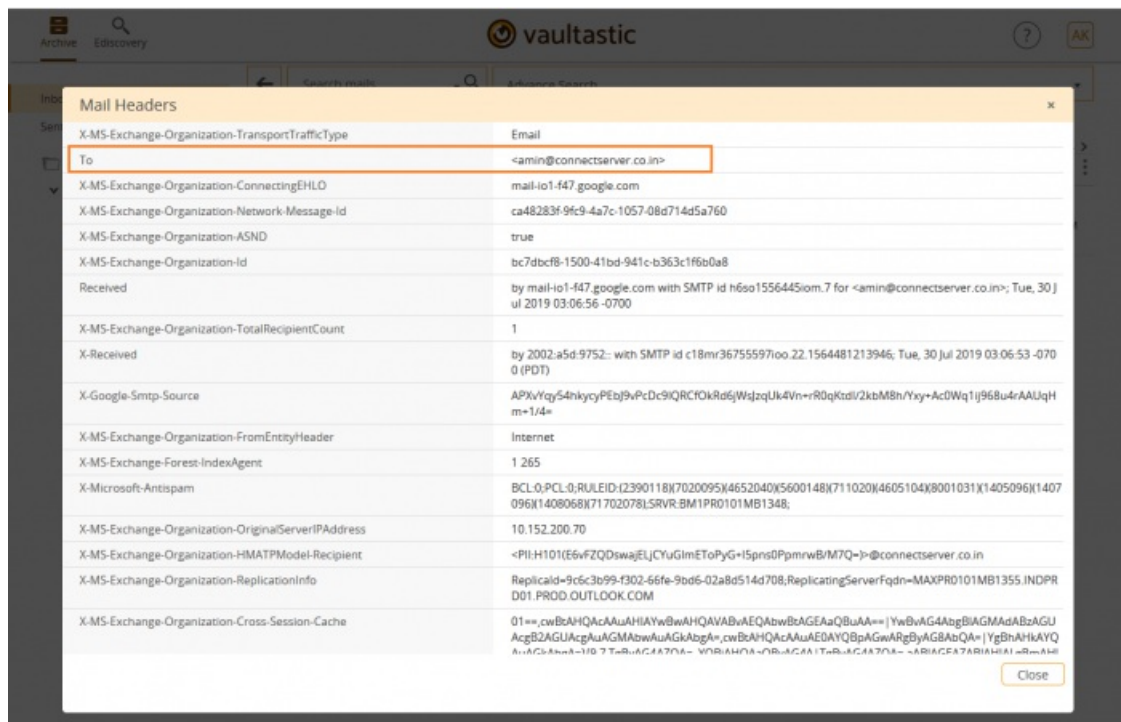
Mail Headers	
SentDate	Tue 30 July 2019 [3:35:56 PM]
X-Google-Smtp-Source	APKvYqz3ibawNQgDusFQ/9hhAPUyrX7qu8uvW8JdeFdhmqv3xAWfwZVgCHCn4v10sZuckUYgINewSC3Aj7K7nOLY=
X-MITHI-SAVE2SENTITEMS	
MIME-Version	1.0
Message-ID	<CAFL+oaAWuyiqKE14+g+nK6Thj5rMPicKU46LydFEuaGvwqdaQ@mail.gmail.com>
X-Google-DKIM-Signature	v=1; a=rsa-sha256; c=relaxed/relaxed; d=1e100.net; s=20161025; h=x-gm-message-state:mime-version:from:date:message-id:subject:to:bn=uVstYgDr15pNpj+7jFjPGgwblKuKp3ur2lvV0skrKJL=; b=R8FrmvQ+9w6PrmX2Xfw4PHy/9MjRRXN82yg6GRiyfb+O2/nPU5cxDvdMmCDrW+yKy dc05wC1z59Pj+Vn79+miNuH5DR5Shxvclrc8kmpVdUxwvpg6Zre3Qatqicv4TAbsd V8hgRbrjGj5u4CaoTkj+Tkupu/V2BDyYQR+1/7BY N6SUNQ8DntdZf1Doax33YidMtdDI cOrf8w/qGOymifQs9d0YpKZQT6epVvsWVQMDZDje0lrmwAfrRCb85oDoD78TeFz6p uuMachhwjut UP1g7KqUGLCoUfrRjYrG1qX1qHUJv2ENyLyNoMtQZnrV8j8nnRg5QBdj 1wug==
Subject	Test mail 1 - cc: meera bcc: amin
To	<meera@connectserver.co.in>
ReceivedDate	Tue 30 July 2019 [3:36:8 PM]
Delivered-To	amin@connectserver-co-in.vaultastic.com
X-Gm-Message-State	APjAAUg9i8FAarW5OEdYgqj55F1736AEzePId+azmgndf5ZDgHZXH n30HPbvgvNBefYDxCkD03cMRUTNN-vjQED59DKjVuMCS0EoiPmma 9TRuOIA7MG9vXPr78q6RCd sPhbXjys8hXUL3+6K2oly4fVvrsSrqU2A61Buz8mOSUWEjNrmMQ5jdZtPBGmzXqord5V+z2g wcoRpeW54XP9 Z6/c7Put7ht0JBQd9xytCk4Y=
Date	Tue, 30 Jul 2019 15:35:56 +0530
Received	by mail-i01-f69.google.com with SMTP id w17so70925377iom.2 for <amin@connectserver.co.in>; Tue, 30 Jul 2019 03:06:05 -0700
X-MITHI-MR-LUID	a592a7a8-b2b1-11e9-9b0d-02cb31ccca96
Content-Type	multipart/alternative; boundary=00000000000020be87058ee3283a
From	Aarav K <aarav@baya.in>
X-Received	by 2002.a6b.c081: with SMTP id q123mr30792048iof.210.1564481165502, Tue, 30 Jul 2019 03:06:05 -0700 (PDT)

Case 4: O365 user Amin receives BCC mail from an external user Aarav

Result for the BCC Recipient, Amin:

- Mail is delivered to the inbox folder of the user Amin. It is seen in O365 and Amin's Vaultastic account.
- The From id will be of Aarav and the To id will be Amin

- Clicking Show headers will display mail headers



I have journaling configured on O365 to archive mail to an inprem solution. Can I add one more rule to simultaneously archive to Vaultastic?

Yes you can configure multiple journaling rules in O365 to simultaneously archive to different solutions. Refer the link below to understand the limits.

<https://docs.microsoft.com/en-us/office365/servicedescriptions/exchange-online-service-description/exchange-online-limits#journal-transport-and-inbox-rule-limits>