

# Configure Google Workspace Email Routing for Vaultastic Archiving

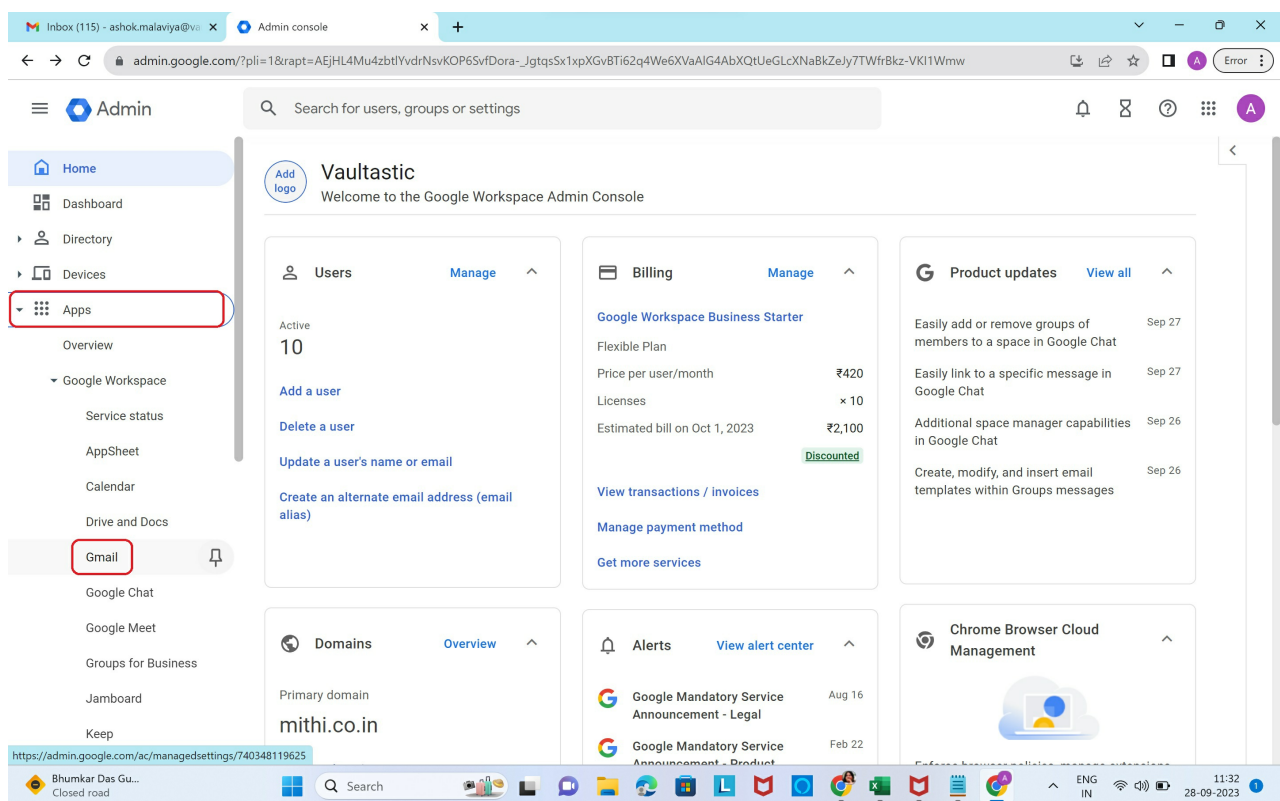
## Overview

A Google workspace email route is an SMTP connector used to route emails from Google Workspace to Vaultastic.

If you have already added the Google workspace email route for Vaultastic, you can skip this step and go to the next step to add the "sending routing" rule for the user.

## Steps to add the Google Workspace email route

Log in Google Admin console and navigate to the Apps > Google Workspace > Gmail option



## Select the Hosts option

**Hosts option is not available?** The Hosts option is not available in the legacy free edition of Google Workspace. Upgrade to [Google Workspace](https://support.google.com/a/answer/60217) (<https://support.google.com/a/answer/60217>) to get this feature.

Inbox (115) - ashok.malaviya@v... Application settings - Admin Con... admin.google.com/ac/managedsettings/740348119625

Admin Search for users, groups or settings

Apps > Google Workspace > Settings for Gmail

Overview

- Google Workspace
  - Service status
  - AppSheet
  - Calendar
  - Drive and Docs
  - Gmail**
  - Google Chat
  - Google Meet
  - Groups for Business
  - Jamboard
  - Keep
  - Sites
  - Tasks
- Additional Google services
- Web and mobile apps
- Google Workspace

**Gmail**

Status  
ON for everyone

Service status  
ON for everyone

User settings  
Set name formats. Enable user preferences such as themes, read receipts, and email delegation.

**Hosts**  
Add mail hosts for use in advanced routing, such as to direct messages to Microsoft Exchange.

Default routing  
Create domain-wide routing rules, such as for split delivery or a catchall address.

Authenticate email  
Set up email authentication (DKIM)

27°C Mostly cloudy 11:36 28-09-2023

## Select Add Route

Inbox (115) - ashok.malaviya@v... Hosts admin.google.com/ac/apps/gmail/hosts

Admin Search for users, groups or settings

Apps > Google Workspace > Settings for Gmail > Hosts

Overview

- Google Workspace
  - Service status
  - AppSheet
  - Calendar
  - Drive and Docs
  - Gmail**
  - Google Chat
  - Google Meet
  - Groups for Business
  - Jamboard
  - Keep
  - Sites
  - Tasks
- Additional Google services
- Web and mobile apps
- Google Workspace

**Gmail**

Status  
ON for everyone

Hosts

| Name                                  | Host                        | Actions       |
|---------------------------------------|-----------------------------|---------------|
| Co-existence Route (MX on GSuite)     | sky.mithi.co.in:25          | Edit - Delete |
| Co-existence Route (Mx on Mithi)      | sky.vaultastic.org:25       | Edit - Delete |
| Vaultastic                            | 13.228.226.221:25           | Edit - Delete |
| Vaultastic 3                          | gsuite.vaultastic.com:25    | Edit - Delete |
| Vaultastic V4   mithi.co.in           | 13.228.226.221:25           | Edit - Delete |
| Vaultastic V4   vaultastic.io         | 13.228.226.221:25           | Edit - Delete |
| Vaultastic SMTP route for mithi.co.in | gsuite-v4.vaultastic.com:25 | Edit - Delete |
| Vaultastic route for vaultastic.io    | gsuite-v4.vaultastic.com:25 | Edit - Delete |
| New relay host                        | 13.127.234.58:1125          | Edit - Delete |

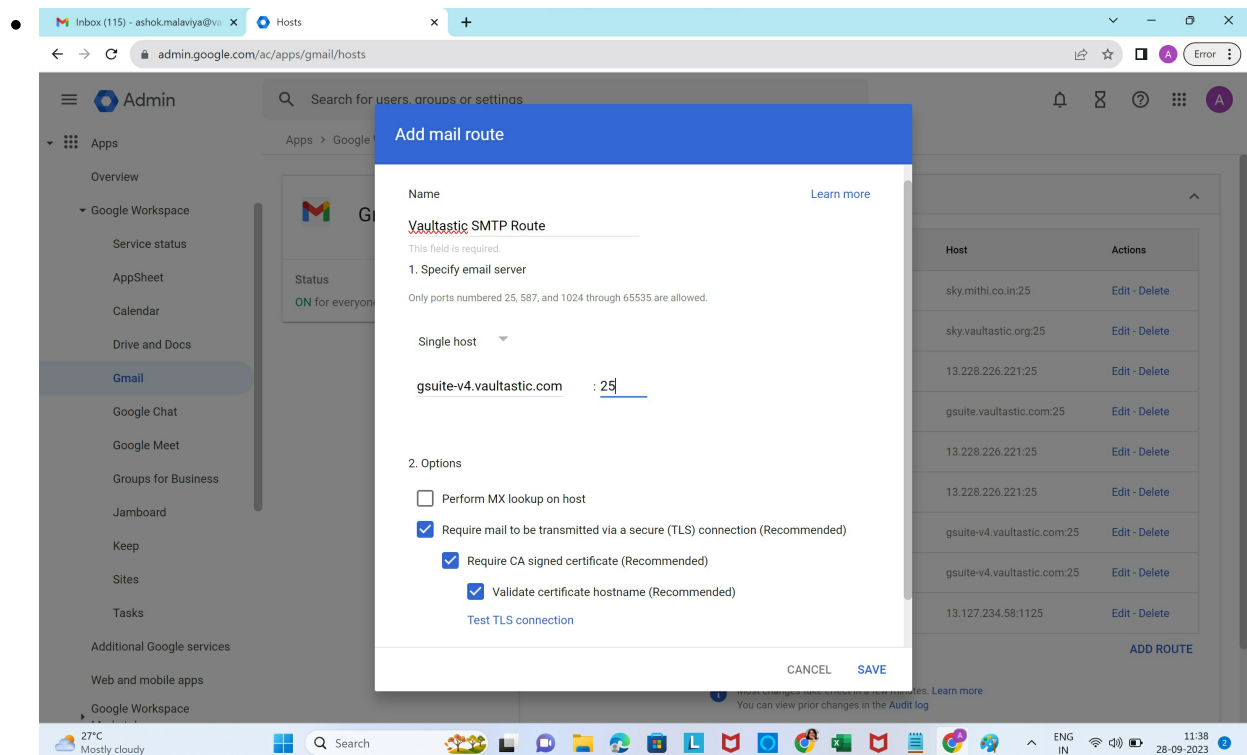
**ADD ROUTE**

Most changes take effect in a few minutes. Learn more  
You can view prior changes in the Audit log

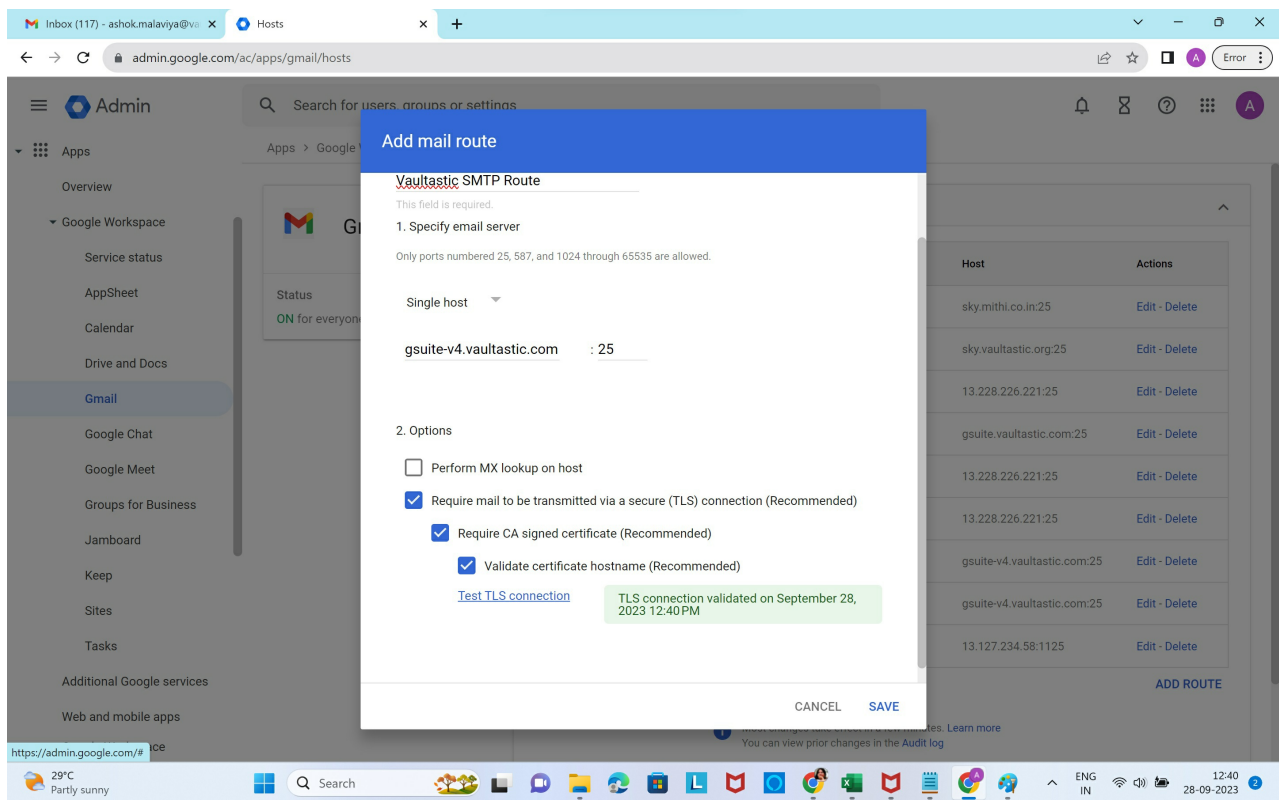
27°C Mostly cloudy 11:36 28-09-2023

**Add SMTP connector to route mail messages from Google Workspace to Vaultastic.**

- Give **Name** to the SMTP route
- Choose the **Single Host** option from the list
- Provide email server name as **gsuite-v4.vaultastic.com**
- Mention the SMTP Port value as **25**
- Select **Require mail to be transmitted via a secure (TLS) connection**
  - Select **Require CA signed certificate**
  - Select **Validate certificate hostname**
  - Click **Test TLS connection**.



**Once the test is successful, click Save**



The newly added connector will be listed.